

MARS STONE PORCELAIN™



COLORS / SIZES

WHITE MS01




IVORY MS02




LIGHT GRAY MS03




TOFFEE MS04



DARK GRAY MS05



BLACK MS06




- 12" x 24" available in all colors MATTE/LAPPATO/TEXTURED
- 24" x 24" available in all colors MATTE only




2" x 2" MOSAIC MATTE



3" x 6" MOSAIC MATTE



11" x 14" RANDOM LINEAR MOSAIC MATTE/LAPPATO/TEXTURED BLEND



4" x 12" BULLNOSE MATTE



6" x 12" COVE BASE MATTE



1" x 6" COVE BASE CORNER

All mosaics and trim are available in all colors. Shown in DARK GRAY MS05.

APPLICATIONS

	TARGET DCOF	SUITABLE
DRY & LEVEL - INTERIOR	--	●
WET & LEVEL - INTERIOR	≥ 0.42	●
COMMERCIAL DINING AREAS	≥ 0.50	●
EXTERIOR (Pool Decking & Other Wet Areas with Minimal Footwear)	≥ 0.60	○
COVERED EXTERIOR	≥ 0.60	○
RAMP & INCLINES	≥ 0.65	○

OTHER APPLICATIONS

		SUITABLE
WALLS/BACKSPLASHES	--	●
COUNTERTOPS	--	●
POOL LININGS	--	○

SPECIFICATION

	COLOR VARIATION	DCOF	BREAKING STRENGTH	MOHS	WATER ABSORPTION	CHEMICAL RESISTANCE	ABRASION RESISTANCE	THERMAL SHOCK RESISTANCE	FROST RESISTANCE
U.S. INSPECTION STANDARDS	N/A	ANSI A326.3	ASTM C648	Scratch Hardness 1 - 10	ASTM C373	ASTM C650	Class 0 to 5	ASTM C484	ASTM C1026
FACTORY TEST RESULT	V2	≥ 0.42	> 450 lbs	7.0	< 0.5%	Resistant	Dependent on Color	Resistant	Resistant